

FULL ARTICLE TEMPLATE TITLE: BOLD, UPPER CASE, TIMES NEW ROMAN (26.5)

First A. Author^{1,}, Second B. Author, Jr.¹, Third Author², Fourth C. Author³*

¹ Undergraduate Student, Department of Mechanical Engineering, Auburn University

² Graduate Student, School of Business, Auburn University at Montgomery

³ Associate Professor, School of Kinesiology, Auburn University

Abstract

A brief abstract (100 - 250 words) should appear beneath the affiliation of the author(s). It should give an account of the most relevant contributions of the paper. It is also important to briefly indicate the goal, the methods, the results, and conclusions. Avoid abbreviations, diagrams, and references. It must be complete and understandable without reference to the text. Leave a blank line between the Author's affiliation and the Abstract.

Key Words: Times New Roman, 11pt, keywords can be selected to describe the feature of the paper. Leave one blank line between keywords and the first major heading.

Introduction

The paper must be formatted using the retrospective templates that are provided on the website. Papers that do not follow the required format will be returned for corrections. Papers not conforming to the correct format will not be published. If modifications to your paper are NOT required, it will be published as received. There will be no opportunity to alter it.

It will be assumed that the corresponding author will represent the paper.

Length and Layout

Full Article Papers submitted using A4 size pages should be no more than 12 pages (including tables, figures, and references). Very short Full Article Papers of less than 3 pages are discouraged. Papers may include color figures. The file size should be transformed into a PDF file.

The layout of the paper should follow the style of this document, starting with a title, name(s) of author(s) and affiliation(s). Put a blank line between paragraphs.

Headings and Equations

If your paper is divided into **sections** and **subsections**, please use the format adopted here, in which first-level headings are in 12 pt bold capitals, centered on the line. Put one blank line before the heading and no blank line after the heading.

Second-Level Headings Second level headings should be in 12 pt bold lower case (initial capital), left aligned.

Third-level headings. Third-level headings should be placed at the beginning of a paragraph. Capitalize only first letter of the whole subhead and underline it (if possible, make the subhead italic); follow it by a period and two-letter spaces; then begin typing the text on the same line and continue the text without indenting again. Leave one line space above.

Equations should be typed in position with appropriate space above and below to distinguish them from the text. Use common fonts like Times New Roman in your math equations. Do not insert equations in a non-editable picture format. All equations should be numbered, equation numbers should be flush right with a line space above and below the equation.

$$\beta = \sum \alpha \times \pi \quad (1)$$

$$(x + a)^n = \sum_{k=0}^n \binom{n}{k} x^k a^{n-k} \quad (2)$$

Subscripts and superscripts should be clearly typed, and the manuscript should be reviewed carefully to ensure there is no ambiguity in the presentation. Numbers and letters that are intended to be subscripts or superscripts should not be aligned with the rest of the text. Do not use punctuation at the ends of equations. All data should be reported in SI units. Decimals should always be shown by periods and not by commas or centered dots.

* Corresponding author: email@auburn.edu

Figures and Tables

Figures care should be taken to ensure that figures are contained within the typing area. All original drawings should be prepared. As a rule, the lettering in the figures should be comparable to that in the text.

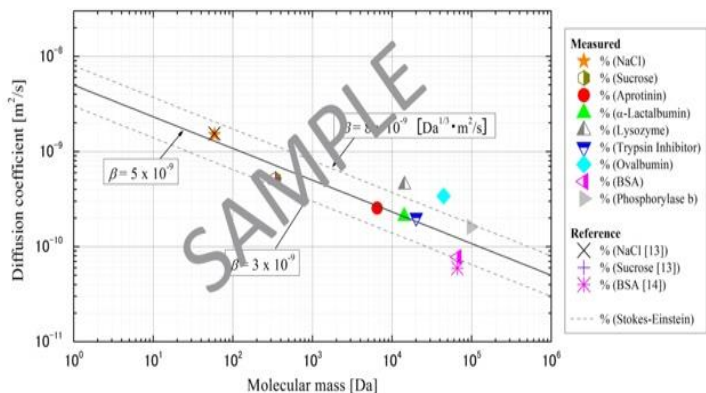


Fig. 1 One-line figure captions are centered under the figure. Add 1 line space above the figure caption.

Color and black/white photographs are allowed in digital format with sufficient resolution to permit high-quality reproduction and imported into the manuscript.

Figures should be numbered consecutively, *e.g.*, Fig. 1 with a single letter space between the word “Fig.” and the Arabic numeral. Place figures centered on the width of the text page and either at the top or bottom of the pages as close as possible to their first mentioned in the text. Type the word “Fig.” and its number followed by two-letter space. Then type the legend single space, within an initial capital for the first word and for proper nouns only.




Fig. 2. Add 1 line space above the figure caption.

When tables are mentioned in the text, they should be referred to as Table 1, Table 5, *i.e.*, with a single letter space between the word “Table” and the Arabic numeral.

Table captions should appear **above** the respective table. Each table should have at least a one-line space both above the table and between the table and the start of the following text. The first letter of the word “Table” should be capitalized, followed by the table number and period, then the caption with the first letter of main words capitalized, all centered above the table as shown below. Use horizontal rules above and below to separate title from column heads, ranks within column heads, column heads from table body, and table body from table footnotes or source.

Tables are in Times New Roman, 11 pt. size type of 1 line heading, centered, if 2 line heading flush left. The table caption goes above the table, with 1 line space above and below the caption. Type size of the body of the table depends on the size of the table, adjust type size accordingly.

Table 1 Table captions go above the table, captions that are 2 or more lines are flushed left, 1 line space above and below the caption.

Case	Diameter, d_B (mm)	f (Hz)	We	St
1	0.5	731	117	0.15
2	0.5	1799	620	0.16
3	1.3	198	124	0.17

Conclusions

Paper Size: A4 (210 × 297 mm).

Line Spacing: Single-spaced with one blank line between paragraphs. No paragraph indentation.

Justification: Full justification.

Graphs etc: Graphs, tables and photographs are to be included at the top or bottom of the page on which they are first mentioned, if possible, on the next page if not, and not gathered at the end of the paper.

PDF conversion: Paper should be converted to PDF format file.

Acknowledgments

Acknowledgment should be placed immediately following CONCLUSIONS, if necessary.

Nomenclature

A nomenclature defining the symbols used in the paper should be placed immediately above the REFERENCES. **SI Units** must be used.

References

The reference list at the end of the article should be numbered alphabetically and formatted according to the following samples. Incorrectly formatted reference lists will be returned to the author for correction before acceptance. References should be in Times New Roman, 11pt type size, justified (See Reference List Example).

Author, A.A. and Author, B.B., Title of document. Retrieved month day, year, from <http://Web address>, (Date of publication). **Webpages: Nonperiodically Web Document**

Author, A.A. and Author, B.B. Title of article. in Title of book or larger document (chapter or section number). Retrieved month day, year, from <http://www.someaddress.com/full/url/>, (Date of publication). **Chapter or Section of a Web document**

Buyevich, A. and Alexandrov, D.V., Heat Transfer in Dispersions, Connecticut: Begell House, Available at <http://www.edata-center.com/ebooks/b7f98f1e271b3e77a.html/> eBooks [accessed May 5, 2005](2005). **E-Books**

Guo, Z.Y., Zhu, H.Y., Liang, X.G., “Entransy -A physical quantity describing heat transferability,” Int. J. Heat Mass Transf., 50(13-14), pp. 2545-2556,(2007). **Journal Paper**

Ma, T.M., “Effects of Geometrical Shapes of Reentrant Grooves on Boiling Heat Transfer from Porous Surfaces,” Heat Transfer 1986, *Proc. of 8th Int. Heat Trans. Conf.*, vol. 4, pp. 2013–2018, (1987). **Conference Proceedings**


Nield, D.A. and Bejan, A., *Convection in Porous Media*, New York: Springer-Verlag, pp. 125–176, (2005). **Book**

Nishikawa, K. and Ito, T., “Augmentation of Nucleate Boiling Heat Transfer by Prepared Surfaces,” In T. Mizushima and W.J. Yang, Eds., *Heat Transfer in Energy Problems*, Washington, D.C.: Hemisphere Publishing, pp. 111–1182, (1982). **Chapters of Edited Book:**


Richmond, J., *Steady State Thermal Conductivity*, Ph.D. Thesis, University of Connecticut, (2004). **Dissertation**

Yang, W. and Kim J.H. Eds., *Rotating Machinery*, New York: Begell House, (1992). **Edited Book**


Authors Biography




First A. Author is a junior-year student pursuing a B.S. degree in Mechanical Engineering at Auburn University. She has played key research roles in electrostatic and , production of nanofibers by electrospinning. Insert brief bio in here.



Second A. Author is a sophomore-year student pursuing a B.S. degree in Mechanical Engineering at Auburn University. He has fabricated several devices for the study of locomotion after spinal cord. Insert brief bio in here.



Third A. Author is a graduate student in the School of Business at Auburn University at Montgomery. She received a B.S degree in physics at Auburn University. She has experience in conducting tests and analyzing the data. Her most current responsibilities include working with scientists to develop novel devices. Insert brief bio in here.



Fourth A. Author is an Associate Professor in the School of Kinesiology at Auburn University. Insert brief bio in here.